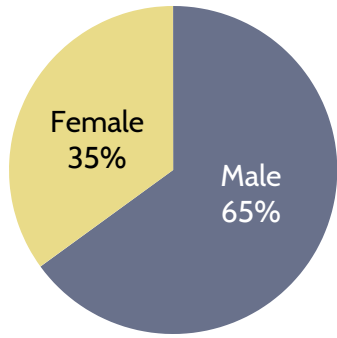


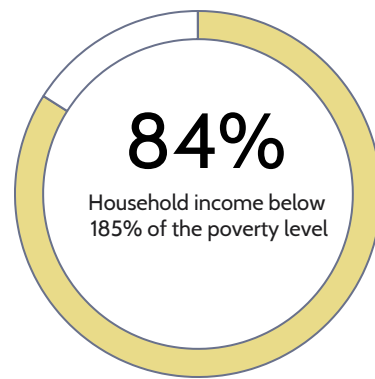
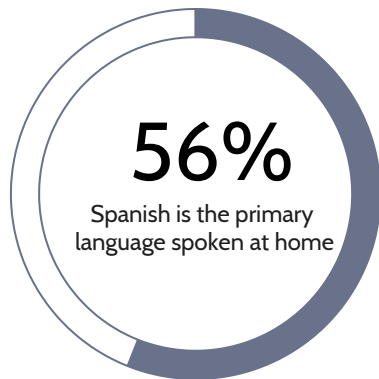
# Who are Secondary English Learners with Disabilities?



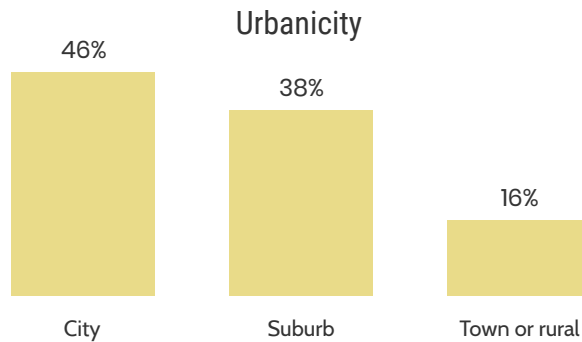
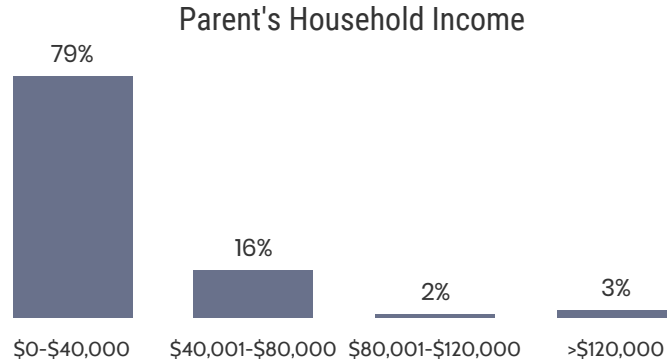
**77%**  
**LATINO**

**19%** WHITE/  
ASIAN/  
OTHER

**4%** **BLACK**



Source: U.S. Department of Education, Sciences, National Center for Education Evaluation and Regional Assistance, National Longitudinal Transition Study 2012 (NLTS 2012)

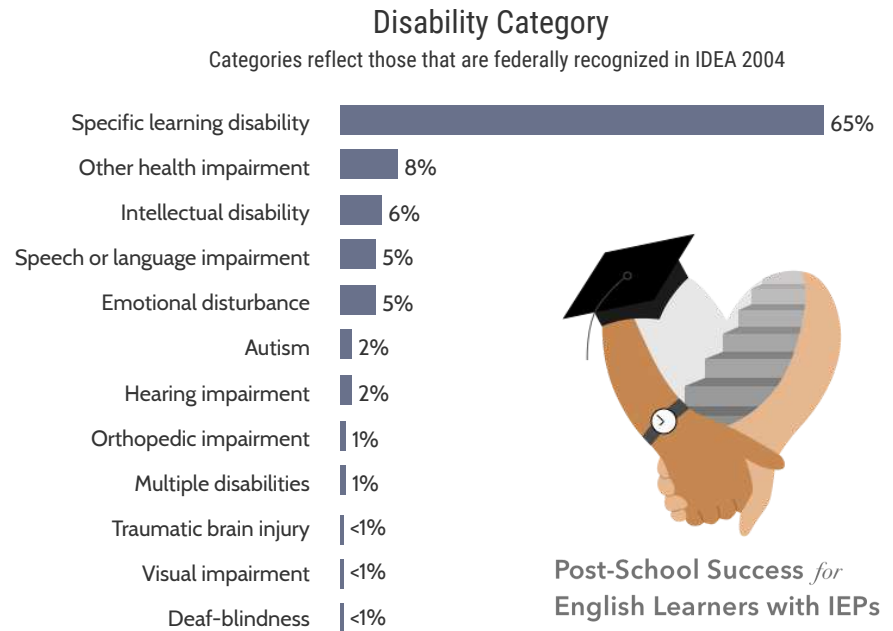


## 713,000

### elementary & secondary school students are dually identified English Learners with Disabilities

Based on the U.S. Department of Education's EDData data from 2015, EL students identified as students with disabilities represent 15% of the total EL population in U.S. public elementary and secondary schools. Similarly, EL students identified as students with disabilities represent 11% of total population of students with disabilities enrolled in U.S. public elementary and secondary schools.

National Center for Education Statistics. (n.d.). Fast Facts: English language learners. Retrieved from Washington, D.C.: <https://nces.ed.gov/fastfacts/display.asp?id=96>



Post-School Success *for*  
English Learners with IEPs  
[PostSchoolSuccessIEPBilingual.org](http://PostSchoolSuccessIEPBilingual.org)